



Welcome

This is our handle selector centre.

Use the menu panel above or the categorised tabs on the side of the page to navigate our range of handles.

To download the entire range use the Catalogue tab at the top of the page.



About

Barchie Australia is a family owned company which distributes a collection of cabinet and kitchen handles to the kitchen, cabinet making and furniture associated industries. We have a vast range of handles in stock, starting with our architectural designed handles through to our contemporary and modern collections. We shall consistently strive to meet and set the benchmarks of quality and great service.



Contact

PLEASE NOTE : We are strictly wholesale suppliers only

Barchie Australia


Telephone: 1300 850 687

PO Box 3914 Loganholme QLD 4129

Fax: 1300 850 686

Email: sales@barchie.com.au

ROMA



L	W	H	HOLE CENTRE	FINISH	CODE
155	10	35	96	STAINLESS STEEL	100.01.096
185	10	35	128	STAINLESS STEEL	100.01.128
220	10	35	160	STAINLESS STEEL	100.01.160
250	10	35	192	STAINLESS STEEL	100.01.192
285	10	35	224	STAINLESS STEEL	100.01.224
370	10	35	288	STAINLESS STEEL	100.01.288
435	10	35	352	STAINLESS STEEL	100.01.352
530	10	35	448	STAINLESS STEEL	100.01.448

KIRRA




L	W	H	HOLE CENTRE	FINISH	CODE
139	21	32	128	ST/STEEL & SATIN NICKEL	118.21.128
203	21	32	192	ST/STEEL & SATIN NICKEL	118.21.192
267	21	32	256	ST/STEEL & SATIN NICKEL	118.21.256
363	21	32	352	ST/STEEL & SATIN NICKEL	118.21.352
523	21	32	512	ST/STEEL & SATIN NICKEL	118.21.512

LONGREACH



L	W	H	HOLE CENTRE	FINISH	CODE
136	12	35	96	STAINLESS STEEL	120.01.096
168	12	35	128	STAINLESS STEEL	120.01.128
220	12	35	160	STAINLESS STEEL	120.01.160
304	12	35	224	STAINLESS STEEL	120.01.224
368	12	35	288	STAINLESS STEEL	120.01.288
432	12	35	352	STAINLESS STEEL	120.01.352
496	12	35	416	STAINLESS STEEL	120.01.416
560	12	35	480	STAINLESS STEEL	120.01.480

BRIGHTON



L	W	H	HOLE CENTRE	FINISH	CODE
139	20	30	128	EURO BRUSHED ALUMINIUM	126.20.128
171	20	30	160	EURO BRUSHED ALUMINIUM	126.20.160
235	20	30	224	EURO BRUSHED ALUMINIUM	126.20.224
299	20	30	288	EURO BRUSHED ALUMINIUM	126.20.288
363	20	30	352	EURO BRUSHED ALUMINIUM	126.20.352
459	20	30	448	EURO BRUSHED ALUMINIUM	126.20.448

BYRON



L	W	H	HOLE CENTRE	FINISH	CODE
106	10	33	96	BRUSHED NICKEL	130.11.096
138	10	33	128	BRUSHED NICKEL	130.11.128
170	10	33	160	BRUSHED NICKEL	130.11.160
202	10	33	192	BRUSHED NICKEL	130.11.192
234	10	33	224	BRUSHED NICKEL	130.11.224
298	10	33	288	BRUSHED NICKEL	130.11.288
362	10	33	352	BRUSHED NICKEL	130.11.352
490	10	33	480	BRUSHED NICKEL	130.11.480

MALENY



*SATIN NICKEL

L	W	H	HOLE CENTRE	FINISH	CODE
142	10	30	128	SATIN NICKEL	135.02.128
205	10	30	192	SATIN NICKEL	135.02.192
142	10	30	128	POLISHED CHROME	135.03.128
205	10	30	192	POLISHED CHROME	135.03.192

KIMBERLEY



L	W	H	HOLE CENTRE	FINISH	CODE
105	10	30	96	STAINLESS STEEL	140.01.096
140	10	30	128	STAINLESS STEEL	140.01.128
170	10	30	160	STAINLESS STEEL	140.01.160
235	10	30	224	STAINLESS STEEL	140.01.224
300	10	30	288	STAINLESS STEEL	140.01.288
365	10	30	352	STAINLESS STEEL	140.01.352
425	10	30	416	STAINLESS STEEL	140.01.416
520	10	30	512	STAINLESS STEEL	140.01.512

COOMERA




L	W	H	HOLE CENTRE	FINISH	CODE
160	12	24	128	SATIN NICKEL	141.02.128
192	12	24	160	SATIN NICKEL	141.02.160
224	12	24	192	SATIN NICKEL	141.02.192
288	12	24	256	SATIN NICKEL	141.02.256
384	12	24	352	SATIN NICKEL	141.02.352

DURANBAH




L	W	H	HOLE CENTRE	FINISH	CODE
135	10	35	128	STAINLESS STEEL	142.01.128
167	10	35	160	STAINLESS STEEL	142.01.160
231	10	35	224	STAINLESS STEEL	142.01.224
295	10	35	288	STAINLESS STEEL	142.01.288
359	10	35	352	STAINLESS STEEL	142.01.352

CLONCURRY



L	W	H	HOLE CENTRE	FINISH	CODE
106	118	26	96	SATIN NICKEL	144.02.096

MORETON



*BRUSHED NICKEL


L	W	H	HOLE CENTRE	FINISH	CODE
102	12	26	96	BRUSHED NICKEL	160.11.096
135	12	26	128	BRUSHED NICKEL	160.11.128
166	12	26	160	BRUSHED NICKEL	160.11.160
231	12	26	224	BRUSHED NICKEL	160.11.224
295	12	26	288	BRUSHED NICKEL	160.11.288
359	12	26	352	BRUSHED NICKEL	160.11.352
135	12	26	128	POLISHED CHROME	160.03.128
231	12	26	224	POLISHED CHROME	160.03.224
135	12	26	128	STAINLESS STEEL	160.01.128
166	12	26	160	STAINLESS STEEL	160.01.160
231	12	26	224	STAINLESS STEEL	160.01.224
295	12	26	288	STAINLESS STEEL	160.01.288
359	12	26	352	STAINLESS STEEL	160.01.352
455	12	26	448	STAINLESS STEEL	160.01.448

CARARRA



L	W	H	HOLE CENTRE	FINISH	CODE
180	8	34	160	MATT BLACK ANODISED	161.09.160
244	8	34	224	MATT BLACK ANODISED	161.09.224
308	8	34	288	MATT BLACK ANODISED	161.09.288
372	8	34	352	MATT BLACK ANODISED	161.09.352

NANANGO




L	W	H	HOLE CENTRE	FINISH	CODE
138	22	30	128	BRUSHED NICKEL	165.11.128
170	22	30	160	BRUSHED NICKEL	165.11.160
234	22	30	224	BRUSHED NICKEL	165.11.224
298	22	30	288	BRUSHED NICKEL	165.11.288
362	22	30	352	BRUSHED NICKEL	165.11.352
426	22	30	416	BRUSHED NICKEL	165.11.416
490	22	30	480	BRUSHED NICKEL	165.11.480

BUSSELTON



L	W	H	HOLE CENTRE	FINISH	CODE
141	13	32	128	LIGHT BRUSHED ALUMINIUM	166.18.128
205	13	32	192	LIGHT BRUSHED ALUMINIUM	166.18.192
269	13	32	256	LIGHT BRUSHED ALUMINIUM	166.18.256
365	13	32	352	LIGHT BRUSHED ALUMINIUM	166.18.352
525	13	32	512	LIGHT BRUSHED ALUMINIUM	166.18.512

CASINO



L	W	H	HOLE CENTRE	FINISH	CODE
148	16	37	128	DARK BRUSHED ALUMINIUM	170.19.128
180	16	37	160	DARK BRUSHED ALUMINIUM	170.19.160
244	16	37	224	DARK BRUSHED ALUMINIUM	170.19.224
308	16	37	288	DARK BRUSHED ALUMINIUM	170.19.288
372	16	37	352	DARK BRUSHED ALUMINIUM	170.19.352
468	16	37	448	DARK BRUSHED ALUMINIUM	170.19.448

COOBOWIE



L	W	H	HOLE CENTRE	FINISH	CODE
148	12	30	128	SATIN NICKEL	171.02.128

WALLAROO



L	W	H	HOLE CENTRE	FINISH	CODE
139	22	26	128	BRUSHED NICKEL	173.11.128
171	22	26	160	BRUSHED NICKEL	173.11.160
235	22	26	224	BRUSHED NICKEL	173.11.224
299	22	26	288	BRUSHED NICKEL	173.11.288
363	22	26	352	BRUSHED NICKEL	173.11.352

BUNBURY



L	W	H	HOLE CENTRE	FINISH	CODE
138	10	28	128	SATIN NICKEL	175.02.128
170	10	28	160	SATIN NICKEL	175.02.160
298	10	28	288	SATIN NICKEL	175.02.288

KADINA



*SATIN NICKEL

L	W	H	HOLE CENTRE	FINISH	CODE
108	23	20	64	SATIN NICKEL	176.02.064
108	23	20	64	POLISHED CHROME	176.03.064

MAITLAND



L	W	H	HOLE CENTRE	FINISH	CODE
150	15	35	128	ST/STEEL & SATIN NICKEL	178.21.128
182	15	35	160	ST/STEEL & SATIN NICKEL	178.21.160
246	15	35	224	ST/STEEL & SATIN NICKEL	178.21.224
310	15	35	288	ST/STEEL & SATIN NICKEL	178.21.288
374	15	35	352	ST/STEEL & SATIN NICKEL	178.21.352
470	15	35	448	ST/STEEL & SATIN NICKEL	178.21.448

CHARLEVILLE



*BRUSHED NICKEL

L	W	H	HOLE CENTRE	FINISH	CODE
113	16	21	96	BRUSHED NICKEL	250.11.096
152	20	25	128	BRUSHED NICKEL	250.11.128
113	16	21	96	POLISHED CHROME	250.03.096
152	20	25	128	POLISHED CHROME	250.03.128

CABARITA



L	W	H	HOLE CENTRE	FINISH	CODE
136	20	25	128	SATIN NICKEL	255.02.128

PITTSWORTH



*ANTIQUE BRASS

L	W	H	HOLE CENTRE	FINISH	CODE
118	25	25	96	ANTIQUE BRASS	190.07.096
118	25	25	96	PEWTER	190.14.096

CLERMONT



*PEWTER

L	W	H	HOLE CENTRE	FINISH	CODE
97	50	30	64	ANTIQUE BRASS	191.07.064
97	50	30	64	PEWTER	191.14.064

GATTON



*PEWTER

L	W	H	HOLE CENTRE	FINISH	CODE
104	20	40	96	ANTIQUE BRASS	192.07.096
136	20	40	128	ANTIQUE BRASS	192.07.128
168	20	40	160	ANTIQUE BRASS	192.07.160
104	20	40	96	MATT BLACK	192.09.096
136	20	40	128	MATT BLACK	192.09.128
168	20	40	160	MATT BLACK	192.09.160
104	20	40	96	PEWTER	192.14.096
136	20	40	128	PEWTER	192.14.128
168	20	40	160	PEWTER	192.14.160

TOOWOOMBA



*PEWTER

L	W	H	HOLE CENTRE	FINISH	CODE
150	52	22	128	ANTIQUE BRASS	193.07.128
185	52	22	160	ANTIQUE BRASS	193.07.160
150	52	22	128	MATT BLACK	193.09.128
185	52	22	160	MATT BLACK	193.09.160
150	52	22	128	PEWTER	193.14.128
185	52	22	160	PEWTER	193.14.160

HELIDON



*ANTIQUE BRASS

L	W	H	HOLE CENTRE	FINISH	CODE
70	25	40	.	ANTIQUE BRASS	194.07.070
70	25	40	.	MATT BLACK	194.09.070
70	25	40	.	PEWTER	194.14.070

CROWS NEST



*MATT BLACK

L	W	H	HOLE CENTRE	FINISH	CODE
34	34	50	.	ANTIQUE BRASS	195.07.034
34	34	50	.	MATT BLACK	195.09.034
34	34	50	.	PEWTER	195.14.034

LILYDALE



*PEWTER

L	W	H	HOLE CENTRE	FINISH	CODE
30	30	30	.	ANTIQUE BRASS	196.07.030
30	30	30	.	ANTIQUE BLACK	196.12.030
30	30	30	.	PEWTER	196.14.030

OAKLEY



*ANTIQUE BLACK

L	W	H	HOLE CENTRE	FINISH	CODE
140	21	25	76	ANTIQUE BRASS	197.07.076
140	21	25	76	ANTIQUE BLACK	197.12.076
140	21	25	76	PEWTER	197.14.076

LAIDLEY



*ANTIQUE BRASS

L	W	H	HOLE CENTRE	FINISH	CODE
114	32	26	64	ANTIQUE BRASS	198.07.064
114	32	26	64	SATIN NICKEL	198.02.064
114	32	26	64	ANTIQUE BLACK	198.12.064
114	32	26	64	PEWTER	198.14.064

WYREEMA



*ANTIQUE BLACK

L	W	H	HOLE CENTRE	FINISH	CODE
34	34	25	.	ANTIQUE BRASS	199.07.034
34	34	25	.	ANTIQUE BLACK	199.12.034
34	34	25	.	PEWTER	199.14.034

TARA



*ANTIQUE BRASS

L	W	H	HOLE CENTRE	FINISH	CODE
38	38	25	.	ANTIQUE BRASS	445.07.038
38	38	25	.	PEWTER	445.14.038

MILES



*PEWTER

L	W	H	HOLE CENTRE	FINISH	CODE
100	35	35	64	ANTIQUE BRASS	446.07.064
100	35	35	64	PEWTER	446.14.064

WONDAI



*PEWTER

L	W	H	HOLE CENTRE	FINISH	CODE
50	22	24	.	ANTIQUE BRASS	447.07.050
50	22	24	.	PEWTER	447.14.050

TAROOM



*PEWTER

L	W	H	HOLE CENTRE	FINISH	CODE
165	32	28	128	ANTIQUE BRASS	448.07.128
165	32	28	128	PEWTER	448.14.128

PADDINGTON



*SATIN NICKEL

L	W	H	HOLE CENTRE	FINISH	CODE
86	24	20	64	SATIN NICKEL	450.02.064
86	24	20	64	POLISHED CHROME	450.03.064

BARDON



*POLISHED CHROME

L	W	H	HOLE CENTRE	FINISH	CODE
34	34	35	.	SATIN NICKEL	451.02.030
34	34	35	.	POLISHED CHROME	451.03.030

BEECHMONT



L	W	H	HOLE CENTRE	FINISH	CODE
149	13	30	128	STAINLESS STEEL	143.01.128
185	13	30	160	STAINLESS STEEL	143.01.160
259	13	30	224	STAINLESS STEEL	143.01.224
334	13	30	288	STAINLESS STEEL	143.01.288
406	13	30	352	STAINLESS STEEL	143.01.352

KATOOMBA



L	W	H	HOLE CENTRE	FINISH	CODE
140	18	23	128	MATT NICKEL	158.13.128

TERRANORA



L	W	H	HOLE CENTRE	FINISH	CODE
182	20	21	128	MATT NICKEL	167.13.128
244	20	25	160	MATT NICKEL	167.13.160

KIRKWOOD



L	W	H	HOLE CENTRE	FINISH	CODE
151	14	32	128	SATIN NICKEL	169.02.128

PINGELLY



L	W	H	HOLE CENTRE	FINISH	CODE
195	20	31	160	EURO BRUSHED ALUMINIUM	172.20.160
270	20	31	224	EURO BRUSHED ALUMINIUM	172.20.224
345	20	31	288	EURO BRUSHED ALUMINIUM	172.20.288
419	20	31	352	EURO BRUSHED ALUMINIUM	172.20.352

ROCKHAMPTON



*SATIN NICKEL

L	W	H	HOLE CENTRE	FINISH	CODE
115	10	30	96	SATIN NICKEL	200.02.096
165	10	30	128	SATIN NICKEL	200.02.128
115	10	30	96	POLISHED CHROME	200.03.096
165	10	30	128	POLISHED CHROME	200.03.128
115	10	30	96	BLACK NICKEL	200.04.096
165	10	30	128	BLACK NICKEL	200.04.128
115	10	30	96	POLISHED BRASS	200.05.096
165	10	30	128	POLISHED BRASS	200.05.128
115	10	30	96	SATIN CHROME	200.06.096
165	10	30	128	SATIN CHROME	200.06.128

ATHERTON



*SATIN NICKEL

L	W	H	HOLE CENTRE	FINISH	CODE
114	10	22	96	SATIN NICKEL	201.02.096
114	10	22	96	SATIN CHROME	201.06.096

POTTSVILLE



*SATIN NICKEL

L	W	H	HOLE CENTRE	FINISH	CODE
115	10	32	96	SATIN NICKEL	205.02.096
151	10	32	128	SATIN NICKEL	205.02.128
189	10	32	160	SATIN NICKEL	205.02.160
263	10	32	224	SATIN NICKEL	205.02.224
334	10	32	288	SATIN NICKEL	205.02.288
115	10	32	96	POLISHED CHROME	205.03.096
151	10	32	128	POLISHED CHROME	205.03.128
115	10	32	96	SATIN CHROME	205.06.096
151	10	32	128	SATIN CHROME	205.06.128

CHINDERAH



L	W	H	HOLE CENTRE	FINISH	CODE
167	15	35	128	SATIN CHROME	208.06.128

MAROOCHY



*POLISHED CHROME

L	W	H	HOLE CENTRE	FINISH	CODE
111	12	24	96	POLISHED CHROME	210.03.096
111	12	24	96	BLACK NICKEL	210.04.096
111	12	24	96	SATIN CHROME	210.06.096

COWELL



L	W	H	HOLE CENTRE	FINISH	CODE
169	12	28	128	SATIN NICKEL	211.02.128

TULKA



L	W	H	HOLE CENTRE	FINISH	CODE
155	10	25	128	SATIN NICKEL	212.02.128

WANGARY



L	W	H	HOLE CENTRE	FINISH	CODE
153	18	32	128	SATIN NICKEL	213.02.128

KIANA



L	W	H	HOLE CENTRE	FINISH	CODE
168	18	27	128	BRUSHED NICKEL	214.11.128

NOOSA



*SATIN NICKEL

L	W	H	HOLE CENTRE	FINISH	CODE
154	13	28	128	SATIN NICKEL	215.02.128
154	13	28	128	SATIN CHROME	215.06.128

BRIBIE



*SATIN NICKEL

L	W	H	HOLE CENTRE	FINISH	CODE
115	8	30	96	SATIN NICKEL	220.02.096
154	8	30	128	SATIN NICKEL	220.02.128
115	8	30	96	POLISHED CHROME	220.03.096
154	8	30	128	POLISHED CHROME	220.03.128

ROBINA



*BRUSHED NICKEL

L	W	H	HOLE CENTRE	FINISH	CODE
114	15	22	96	BRUSHED NICKEL	230.11.096
147	15	25	128	BRUSHED NICKEL	230.11.128
114	15	22	96	POLISHED CHROME	230.03.096
147	15	25	128	POLISHED CHROME	230.03.128

POMONA



L	W	H	HOLE CENTRE	FINISH	CODE
157	12	28	128	MATT NICKEL	235.13.128

BUNDABERG



*BRUSHED NICKEL

L	W	H	HOLE CENTRE	FINISH	CODE
135	15	22	96	BRUSHED NICKEL	240.11.096
183	19	25	128	BRUSHED NICKEL	240.11.128
135	15	22	96	POLISHED CHROME	240.03.096
183	19	25	128	POLISHED CHROME	240.03.128

MACKAY



*SATIN NICKEL

L	W	H	HOLE CENTRE	FINISH	CODE
155	20	30	128	SATIN NICKEL	245.02.128
155	20	30	128	SATIN CHROME	245.06.128

NERANG



L	W	H	HOLE CENTRE	FINISH	CODE
195	21	31	160	MATT BLACK ANODISED	256.09.160
270	21	31	224	MATT BLACK ANODISED	256.09.224
345	21	31	288	MATT BLACK ANODISED	256.09.288
425	21	31	352	MATT BLACK ANODISED	256.09.352

MT ISA



L	W	H	HOLE CENTRE	FINISH	CODE
125	18	28	96	SATIN NICKEL	265.02.096
160	18	28	128	SATIN NICKEL	265.02.128
195	18	28	160	SATIN NICKEL	265.02.160
265	18	28	224	SATIN NICKEL	265.02.224
334	18	28	288	SATIN NICKEL	265.02.288
404	18	28	352	SATIN NICKEL	265.02.352

KILLARNEY



*SATIN NICKEL

L	W	H	HOLE CENTRE	FINISH	CODE
145	15	28	128	SATIN NICKEL	270.02.128
145	15	28	128	SATIN CHROME	270.06.128

SEAFORTH



*SATIN NICKEL

L	W	H	HOLE CENTRE	FINISH	CODE
43	20	20	16	SATIN NICKEL	407.02.016
43	20	20	16	POLISHED CHROME	407.03.016


GLENDON



*SATIN NICKEL

L	W	H	HOLE CENTRE	FINISH	CODE
40	15	24	32	SATIN NICKEL	408.02.032
40	15	24	32	POLISHED CHROME	408.03.032

BRAMPTON



*SATIN NICKEL

L	W	H	HOLE CENTRE	FINISH	CODE
35	13	17	.	SATIN NICKEL	409.02.035
35	13	17	.	POLISHED CHROME	409.03.035

SHERINGA



L	W	H	HOLE CENTRE	FINISH	CODE
26	13	19	16	POLISHED CHROME	416.03.016

ELLISTON



L	W	H	HOLE CENTRE	FINISH	CODE
30	13	18	16	SATIN NICKEL	417.02.016

CEDUNA



L	W	H	HOLE CENTRE	FINISH	CODE
18	18	24	.	STAINLESS STEEL	418.01.018

ESPERANCE



L	W	H	HOLE CENTRE	FINISH	CODE
18	18	25	.	STAINLESS STEEL	419.01.018

EMERALD



*SATIN NICKEL

L	W	H	HOLE CENTRE	FINISH	CODE
30	30	30	.	SATIN NICKEL	420.02.030
30	30	30	.	POLISHED CHROME	420.03.030
30	30	30	.	BLACK NICKEL	420.04.030

BILINGA



L	W	H	HOLE CENTRE	FINISH	CODE
30	30	30	.	STAINLESS STEEL	421.01.030

COOKTOWN



L	W	H	HOLE CENTRE	FINISH	CODE
24	24	25	.	SATIN NICKEL	427.02.025

TORBAY



L	W	H	HOLE CENTRE	FINISH	CODE
42	11	30	.	POLISHED CHROME	431.03.042

SCOTSDALE



L	W	H	HOLE CENTRE	FINISH	CODE
20	20	24	.	SATIN NICKEL	432.02.020

ALBANY



L	W	H	HOLE CENTRE	FINISH	CODE
125	38	2	107 L X 29 W 9mm Depth	SATIN NICKEL	433.02.096

MILPARA

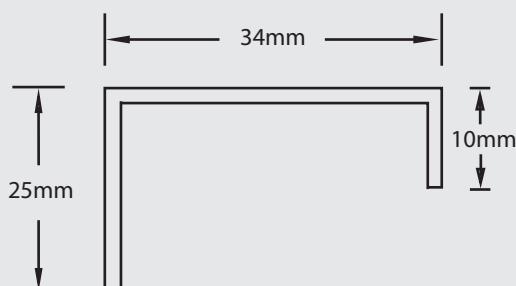


L	W	H	HOLE CENTRE	FINISH	CODE
40	40	2	35mm Diameter 9mm Depth	SATIN NICKEL	434.02.035

MIAMI




L	W	H	HOLE CENTRE	FINISH	CODE
30*	34	10	-	STAINLESS STEEL	435.01.030
150*	34	10	-	STAINLESS STEEL	435.01.150
300*	34	10	-	STAINLESS STEEL	435.01.300

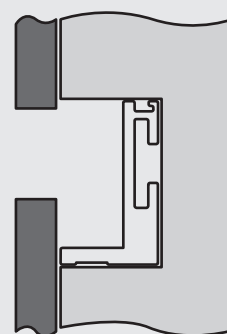
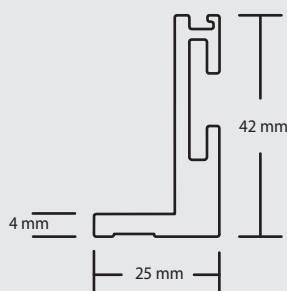
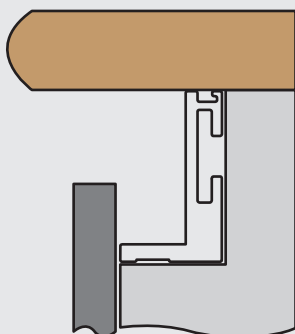


* It is highly recommended that each handle be checked out individually as there is size variations due to the manufacturing process of this handle


MARCOOLA



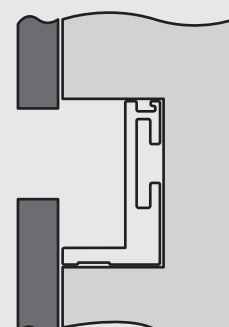
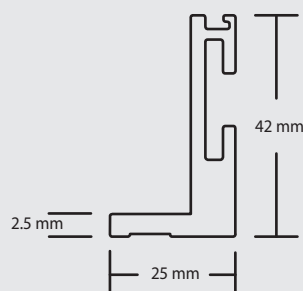
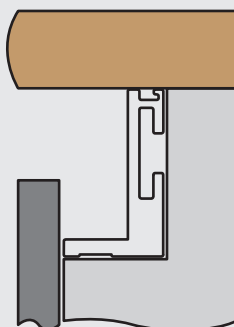
L	W	H	FINISH	CODE
3600	25	42	LINISHED ALUMINIUM	440.30.360
25	1.6	42	END CAP	440.30.042
35	35	22	FIXING BRACKET	441.99.000



YAROOMBA





L	W	H	FINISH	CODE
3600	25	42	WHITE SATIN	442.40.360
3600	25	42	MILL FINISH	442.50.360
3600	25	42	CLEAR ANODISED	442.80.360
3600	25	42	BLACK SATIN	442.90.360
25	1.6	42	END CAP - WHITE SATIN	442.40.042
25	1.6	300	END CAP - MILL FINISH	442.50.300
25	1.6	42	END CAP - CLEAR ANODISED	442.80.042
25	1.6	42	END CAP - BLACK SATIN	442.90.042
35	35	22	FIXING BRACKET	441.99.000



*Mill finish product must be painted before installation

WARANA



L	W	H	FINISH	CODE
3600	42	42	WHITE SATIN	444.40.360
3600	42	42	BLACK SATIN	444.90.360
35	35	22	FIXING BRACKET	441.99.000

